


# Terminal adapter - HC-D 64-A-UT-PER-F - 1584321


Please be informed that the data shown in this PDF Document is generated from our Online Catalog. Please find the complete data in the user's documentation. Our General Terms of Use for Downloads are valid (<http://phoenixcontact.com/download>)



HEAVYCON terminal adapter female insert, D64 series, 64-pos., left protective conductor connection for the right side of the control cabinet, screw connection



## Key Commercial Data

Packing unit	1 pc
GTIN	 4 046356 142588
GTIN	4046356142588
Weight per Piece (excluding packing)	540.000 g
Custom tariff number	85366990
Country of origin	China

## Technical data

### Dimensions

Drill hole distance, horizontal	104 mm
Height	132.6 mm

### Ambient conditions

Ambient temperature (operation)	-40 °C ... 125 °C
---------------------------------	-------------------

### Electrical characteristics

Number of positions	64
Connection in acc. with standard	IEC / EN
Rated voltage (III/3)	250 V
Rated surge voltage	4 kV
Rated current	10 A

# Terminal adapter - HC-D 64-A-UT-PER-F - 1584321

## Technical data

### Mechanical characteristics

Type	B24
Connection method	Screw connection
Tightening torque	0.5 Nm ... 0.8 Nm
Stripping length of the individual wire	10 mm
Conductor cross section	0.2 mm <sup>2</sup> ... 2.5 mm <sup>2</sup>
Connection cross section AWG	22 ... 12

### General

Note	For HEAVYCON-ADVANCE mounting flange and HEAVYCON panel mounting base of B24 type
	Connectors may be operated only when there is no load/voltage.
Contact material	Copper alloy
Contact surface material	Ag
Contact carrier material	PA
Standards/regulations	PA: Fire protection in rail vehicles - requirement sets R22 and R23 acc. to DIN EN 45545-2 (Risk level HL1 - HL2)
	PA: Fire protection in rail vehicles - requirement set R24 acc. to DIN EN 45545-2 (Risk level HL1 - HL3)
Degree of pollution	3
Overvoltage category	III
Flammability rating according to UL 94	V0
Connection in acc. with standard	IEC / EN
Assembly instructions	To ensure correct use, installation in housing with IP54 protection or better is required
	Not for HC-EVO panel mounting bases
	Not for HC-EVO panel mounting bases
Installation instructions	Not for HC-B 24-AMQ-EMV housings

### Standards and Regulations

Constructional and testing regulations	DIN EN 61984
	DIN EN 60664
	IEC 60352
Flammability rating according to UL 94	V0
Standards/regulations	acc. to DIN EN 45545-2

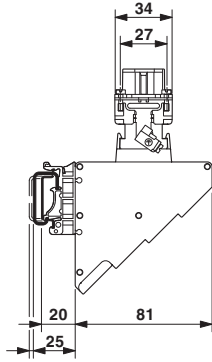
### Environmental Product Compliance

China RoHS	Environmentally friendly use period: unlimited = EFUP-e
	No hazardous substances above threshold values

## Drawings

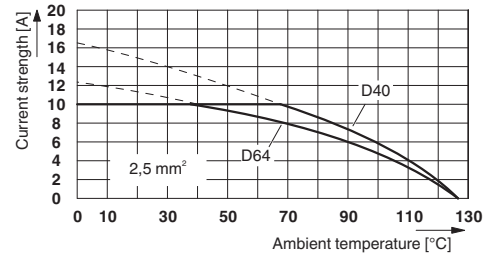
# Terminal adapter - HC-D 64-A-UT-PER-F - 1584321

Dimensional drawing



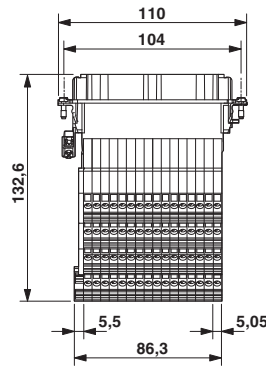
Dimensional drawing, side view

Diagram



Derating diagram for 2.5 mm²

Dimensional drawing



Dimensional drawing

## Classifications

eCl@ss

eCl@ss 10.0.1	27440222
eCl@ss 11.0	27440222
eCl@ss 4.0	27140800
eCl@ss 4.1	27140800
eCl@ss 5.0	27143400
eCl@ss 5.1	27261200
eCl@ss 6.0	27261200
eCl@ss 7.0	27440205
eCl@ss 9.0	27440222

# Terminal adapter - HC-D 64-A-UT-PER-F - 1584321

## Classifications

### ETIM

ETIM 3.0	EC000438
ETIM 4.0	EC000438
ETIM 6.0	EC000438
ETIM 7.0	EC000438

### UNSPSC

UNSPSC 6.01	30211923
UNSPSC 7.0901	39121522
UNSPSC 11	39121522
UNSPSC 12.01	39121522
UNSPSC 13.2	39121421
UNSPSC 18.0	39121522
UNSPSC 19.0	39121522
UNSPSC 20.0	39121522
UNSPSC 21.0	39121522

## Approvals


### Approvals

#### Approvals

CSA / UL Recognized / EAC / EAC

#### Ex Approvals

### Approval details

CSA		<a href="http://www.csagroup.org/services-industries/product-listing/">http://www.csagroup.org/services-industries/product-listing/</a>	13631
Nominal voltage UN	600 V		
Nominal current IN	7 A		
mm <sup>2</sup> /AWG/kcmil	14		

# Terminal adapter - HC-D 64-A-UT-PER-F - 1584321

## Approvals

UL Recognized		<a href="http://database.ul.com/cgi-bin/XYV/template/LISEXT/1FRAME/index.htm">http://database.ul.com/cgi-bin/XYV/template/LISEXT/1FRAME/index.htm</a>	E118976
Nominal voltage UN		600 V	
Nominal current IN		7 A	
mm <sup>2</sup> /AWG/kcmil		14	

EAC		RU C- DE.AI30.B.01102
-----	--	--------------------------

EAC		RU C- DE.BL08.B.00511
-----	--	--------------------------

## Accessories

### Accessories

#### Coding element

Coding element - HC-CST - 1676857



Coding peg for coding up to 16 connectors

Coding element - HC-CBU - 1676860



Coding socket for coding up to 16 connectors

## Terminal adapter - HC-D 64-A-UT-PER-F - 1584321

### Accessories

Coding bolt - HC-CB - 1772722



Coding pin, prevents mismatching of up to six connectors with an identical number of positions

---

### Mounting material

Foot element - HC-KA-FE - 1775240



Foot element, for mounting on DIN rail NS 32, DIN rail NS 35/7.5 or DIN rail NS 35/15, can be inserted between basic and side element

Locking screw barrel - HC-VSH - 1660083



Locking screw barrel, for a firm connection of contact inserts and DIN-rail mountable terminal adapters

Screw - HC-B-PES - 1604997



PE screw, for contact inserts HC-B / HC-BB / HC-DD / HC-D40 / HC-D64

PE multiplier - HC-B-3PE - 1644326



PE multiplier, for three PE connections, for HC-B (besides HC-B..E..ZZ) / HC-BB / HC-DD / HC-D40 / HC-D64 contact inserts

## Terminal adapter - HC-D 64-A-UT-PER-F - 1584321

### Accessories

#### Terminal marking

Zack marker strip - ZB 5 :UNBEDRUCKT - 1050004



Zack marker strip, Strip, white, unlabeled, can be labeled with: PLOTMARK, CMS-P1-PLOTTER, mounting type: snap into tall marker groove, for terminal block width: 5.2 mm, lettering field size: 5.1 x 10.5 mm, Number of individual labels: 10

---

### Additional products

Contact insert - HC-D 64-I-CT-M - 1584431



HEAVYCON male insert, D64 series, 64-pos., crimp connection